

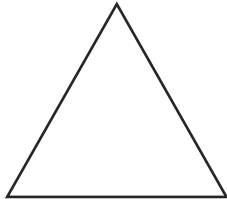
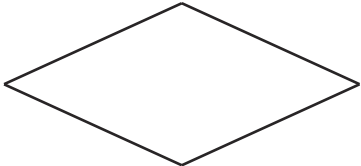

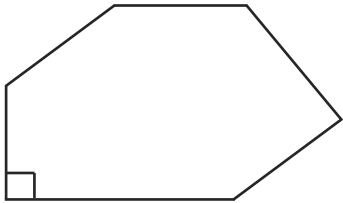
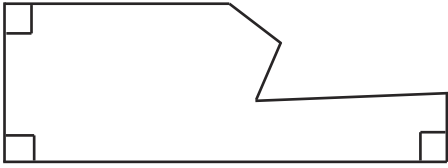
2D Shape Draw

Read the instructions carefully and draw shapes that match the description in the boxes. Don't forget to use a ruler!

Shape	Special Requirements	
Triangle	All angles smaller than right angles.	
Quadrilateral	Two angles larger than a right angle. Two angles smaller than a right angle.	
Pentagon	2 right angles	
Hexagon	1 right angle	
Heptagon	3 right angles	
Octagon	All angles wider than 90 degrees.	

2D Shape Draw Possible Answers

Read the instructions carefully and draw shapes that match the description in the boxes. Don't forget to use a ruler!

Shape	Special Requirements	
Triangle	All angles smaller than right angles.	
Quadrilateral	Two angles larger than a right angle. Two angles smaller than a right angle.	
Pentagon	2 right angles	
Hexagon	1 right angle	
Heptagon	3 right angles	
Octagon	All angles wider than 90 degrees.	